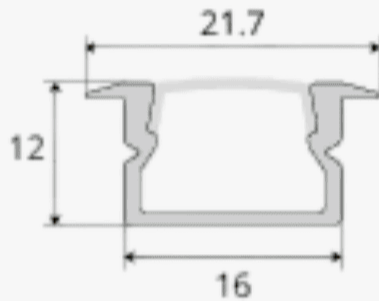
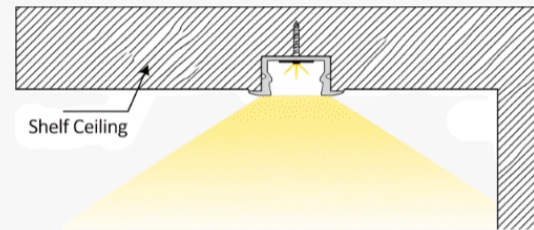


Profile Picture



Cross-Section



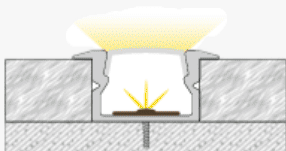
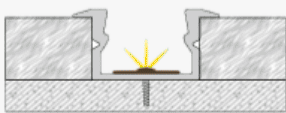
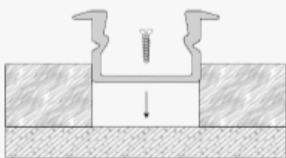
Light Direction

### Technical Specifications

<b>Code</b>	SLL2112X
<b>Size</b>	21.7 x 12 mm
<b>CRI</b>	85+
<b>Input Power</b>	24 V DC
<b>IP Rating</b>	IP40/IP54


### Custom Options Available

<b>DIFFUSER</b>	PMMA Diffuser (Opal, Frosted, Milky)
<b>CCT</b>	2200K/2700K/3000K/3500K/4000K/5000K/6000K/6500K, Tunable White, RGB, RGBW, RGBWW
<b>Watts/M</b>	4.5W - 24.5 W
<b>Light Direction</b>	120 Degrees
<b>Finish</b>	Custom Size and Custom Powder Coating finish or Anodized finish available upon request as per RAL code
<b>Application</b>	Ultra-Slim Recessed Lines, Seamless Joinery Lighting, Contemporary Interior Details, Refined Architectural Accents, Minimal Linear Illumination, Precision Lighting Integration



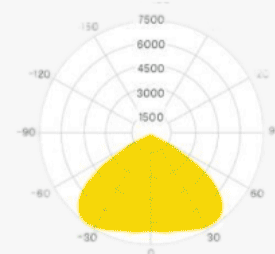
Installation Guide

### Installation Accessories



End Caps

### Light Direction Plot



120°