

Profile Picture

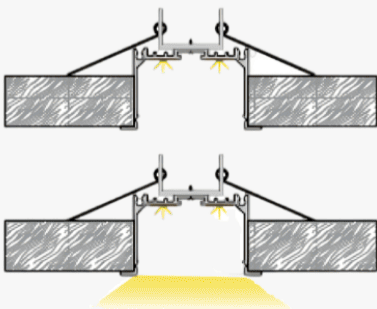
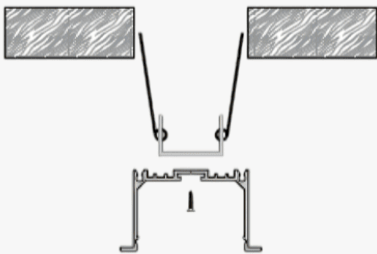
Cross-Section/
Dimension

Product Picture

Light Direction


Technical Specifications	
Code	SLL4535
Size	45.75 x 35 mm
CRI	85+
Input Power	24 V DC
IP Rating	IP20/IP54

Custom Options Available	
DIFFUSER	PMMA Diffuser (Opal, Milky, Frosted)
CCT	2200K/2700K/3000K/3500K/4000K/5000K/6000K/6500K, Tunable White, RGB, RGBW, RGBWW
Watts/M	11.5 W - 32.5 W
Beam Angle	120 Degrees
Finish	Custom Size and Custom Powder Coating finish or Anodized finish available upon request as per RAL
Application	Architectural Ceiling Lighting, Continuous Linear Runs, Commercial Interiors, Modern Workspaces, Feature Linear Illumination, Minimal Surface Lighting



Installation Guide

Installation Accessories

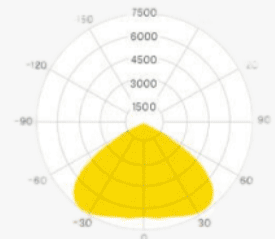


End Caps



Mounting Clips

Light Direction Plot



120°