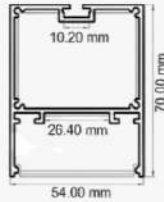




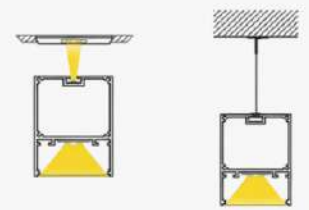
Profile Picture



Cross-Section/  
Dimension



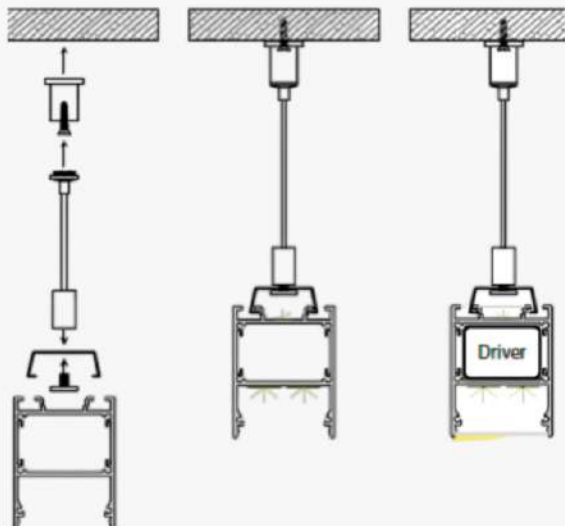
Product Picture



Light Direction

Technical Specifications	
<b>Code</b>	SLL5470
<b>Size</b>	54 x 70 mm
<b>CRI</b>	85+
<b>Input Power</b>	24 V DC
<b>IP Rating</b>	IP40/IP54

Custom Options Available	
<b>DIFFUSER</b>	PMMA Diffuser (Opal, Milky, Frosted)
<b>CCT</b>	2200K/2700K/3000K/3500K/4000K/5000K/6000K/6500K, Tunable White, RGB, RGBW, RGBWW
<b>Watts/M</b>	Up → 4.5W - 9.5W Down → 11.5W - 38.5W
<b>Light Angle</b>	120 Degrees
<b>Finish</b>	Custom Size and Custom Powder Coating finish or Anodized finish available upon request as per RAL
<b>Application</b>	Corridor, Pathways, Above Working Desk, GENERAL TASK LIGHTING



Installation Guide

### Installation Accessories



End Caps

Mounting Clips

### Light Direction Plot

